



## VHF AND UHF TRANSCEIVERS

### IC-F5013

25W VHF transceiver

### IC-F6013

25W UHF transceiver

### IC-F5013H

50W VHF transceiver

### IC-F6013H

45W UHF transceiver



Limited functions.

## Simple operation, versatile functions & rugged construction for your day-to-day communication needs

### Simple operation for instant communication

The IC-F5013/H series has 8 channels. The P0-P3 programmable buttons allow you to customize the radio to suit your needs and convenience.

### Most popular signalings built-in

Use the built-in 2-Tone, 5-Tone, MDC 1200, CTCSS and DTCS capabilities as standard to set up your own talk groups and quiet stand-by when others are talking.

### Multiple 2-Tone, multiple 5-Tone

Up to ten 2-Tone or eight 5-Tone codes can be decoded on a channel. Features such as stun, kill, revive, answer back, auto TX, scan, audio output are programmable to respond to each tone.

### MDC 1200 compatible

The IC-F5013/H series has a built-in MDC 1200 for transmitting a PTT ID and emergency\* signal and for receiving radio check, stun and revive. Assimilate the radio easily into existing MDC 1200 systems. (\* No ACK transmission)

### Enhanced scan features

The priority scan function allows you to monitor one or two priority channels while scanning other non-priority channels. The Tx channel and talk back functions allow you to make a quick response while scanning.

### Remote channel control with optional ACC cable

The optional ACC cable allows you to connect with various external devices to control audio output, modulated signal input, remote channel control, horn honk and many more functions. OPC-1939 is a D-SUB 15-pin type and OPC-2078 is a D-SUB 25-pin type.



Photo includes optional OPC-2078.

### Built military rugged

The IC-F5013/H series is tested to MIL-STD 810 F specifications. The radio is built to survive harsh environment and keep working.

### Other features

- 4W (typ.) front mounted speaker
- Wide frequency coverage (136–174, 400–470 and 450–520MHz)
- Wide/narrow channel spacing (25, 12.5kHz) programmable
- Microphone hanger action programmable
- Optional DTMF microphone (HM-152T)
- Optional voice scrambler unit, UT-109R or UT-110R
- DTMF autodial and optional DTMF decoder, UT-108R
- PC programmable
  - Talk around function
- Power-on password function
  - Nuisance delete function
- Time-out-timer, lock-out penalty timer

## SPECIFICATIONS

	IC-F5013H, IC-F5013	IC-F6013H, IC-F6013
<b>GENERAL</b>		
Frequency coverage	136-174MHz	400-470MHz 450-520MHz
Number of channels	8 channels	
Type of emission	16K0F3E/11K0F3E	
Channel spacing	12.5/25kHz	
PLL channel step	2.5/3.125kHz	
Power supply requirement	13.6V DC	
Current drain (approx.)		
Tx	50W/45W 25W	10A (IC-F5013H) 5A
Rx	700mA	11A (IC-F6013H) 5A
Standby	250mA	700mA 250mA
Antenna impedance	50Ω (SO-239)	
Operating temperature range	-30°C to +60°C ; -22°F to +140°F	
Dimensions (W×H×D)	150×40×167.5mm; 5.91×1.57×6.59in (IC-F5013H/F6013H)	
(Projections not included)	150×40×117.5mm; 5.91×1.57×4.63in (IC-F5013/F6013)	
Weight (approx.)	1.1kg; 2.4lb (IC-F5013H/F6013H) 0.8kg; 1.8lb (IC-F5013/F6013)	
<b>TRANSMITTER</b>		
Output power (Hi, L2, L1) (at 13.6V DC)	50W, 25W, 5W (IC-F5013H) 25W, 10W, 2.5W (IC-F5013)	45W, 25W, 4.5W (IC-F6013H) 25W, 10W, 2.5W (IC-F6013)
Max. frequency deviation	±5.0kHz/±2.5kHz (Wide/Narrow)	
Frequency stability	±2.5ppm	
Spurious emissions	70dB min.	70dB typ.
FM Hum and noise	46/40dB typ. (Wide/Narrow)	
Audio harmonic distortion (AF 1kHz 40% deviation)	3% typ.	
Ext. microphone impedance	600Ω (8-pin modular)	

	IC-F5013H, IC-F5013	IC-F6013H, IC-F6013
<b>RECEIVER</b>		
Sensitivity (at 12dB SINAD)	0.25μV typ.	
Adjacent channel selectivity	75/65dB typ. (W/N)	
Spurious response rejection	70dB min.	
Intermodulation rejection	75dB typ.	
Hum and noise	45/40dB typ. (W/N)	
Audio output power (at 5% distortion, 4Ω load)	4W typ.	
Ext. speaker connector	2-conductor 3.5 (d) mm (1/8")/4Ω	

All stated specifications are subject to change without notice or obligation.

### Applicable U.S. Military Specifications

Standard	MIL 810F	
	Method	Procedure
Low Pressure	500.4	I, II
High Temperature	501.4	I, II
Low Temperature	502.4	I, II
Temperature Shock	503.4	I
Solar Radiation	505.4	I
Humidity	507.4	-
Settling Dust	510.4	III
Vibration	514.5	I
Shock	516.5	I, IV

Also meets equivalent MIL-STD-810-C, -D and -E.


### Supplied Accessories

- Hand microphone (HM-152)
- DC power cable
- Mounting bracket kit
- Microphone hanger
- Key assign stickers

## OPTIONS

Some options may not be available in some countries. Please ask your dealer for details.

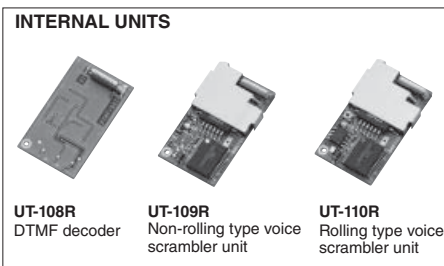
### HAND MICROPHONES



### DESKTOP MICROPHONE




### INTERNAL UNITS



### EXTERNAL SPEAKERS



### ACC CABLES



Icom, Icom Inc. and the Icom logo are registered trademarks of Icom Incorporated (Japan) in the United States, the United Kingdom, Germany, France, Spain, Russia, Japan and/or other countries. All trademarks are the properties of their respective holders.

## Icom Inc.

1-1-32, Kami-minami, Hirano-ku, Osaka 547-0003, Japan Phone: +81 (06) 6793 5302 Fax: +81 (06) 6793 0013

[www.icom.co.jp/world](http://www.icom.co.jp/world)

**Count on us!**

### Icom America Inc.

2380 116th Avenue NE,  
Bellevue, WA 98004, U.S.A.  
Phone: +1 (425) 454-8155  
Fax: +1 (425) 454-1509  
E-mail: [sales@icomamerica.com](mailto:sales@icomamerica.com)  
URL: <http://www.icomamerica.com>

### Icom New Zealand

146A Harris Road, East Tamaki,  
Auckland, New Zealand  
Phone: +64 (09) 274 4062  
Fax: +64 (09) 274 4708  
E-mail: [inquiries@icom.co.nz](mailto:inquiries@icom.co.nz)  
URL: <http://www.icom.co.nz>

### Icom (UK) Ltd.

Blacksole House, Altira Park,  
Herne Bay, Kent, CT6 6GZ, U.K.  
Phone: +44 (01227) 741741  
Fax: +44 (01227) 741742  
E-mail: [info@icomuk.co.uk](mailto:info@icomuk.co.uk)  
URL: <http://www.icomuk.co.uk>

### Asia Icom Inc.

6F No. 68, Sec. 1 Cheng-Teh Road,  
Taipei, Taiwan, R.O.C.  
Phone: +886 (02) 2559 1899  
Fax: +886 (02) 2559 1874  
E-mail: [sales@asia-icom.com](mailto:sales@asia-icom.com)  
URL: <http://www.asia-icom.com>

Your local distributor/dealer:

### Icom Canada

Glenwood Centre #150-6165 Highway 17,  
Delta, B.C., V4K 5B8, Canada  
Phone: +1 (604) 952-4266  
Fax: +1 (604) 952-0090  
E-mail: [info@icomcanada.com](mailto:info@icomcanada.com)  
URL: <http://www.icomcanada.com>

### Icom (Europe) GmbH

Communication Equipment  
Auf der Krautweide 24  
65812 Bad Soden am Taunus, Germany  
Phone: +49 (6196) 76685-0  
Fax: +49 (6196) 76685-50  
E-mail: [info@icom-europe.com](mailto:info@icom-europe.com)  
URL: <http://www.icomeurope.com>

### Icom France s.a.s.

Zac de la Plaine,  
1 Rue Brindejone des Moulinais, BP 45804,  
31505 Toulouse Cedex 5, France  
Phone: +33 (5) 61 36 03 03  
Fax: +33 (5) 61 36 03 00  
E-mail: [icom@icom-france.com](mailto:icom@icom-france.com)  
URL: <http://www.icom-france.com>

### Beijing Icom Ltd.

10C07, Long Silver Mansion, No.88,  
Yong Ding Road, Haidian District,  
Beijing, 100039, China  
Phone: +86 (010) 5889 5391/5392/5393  
Fax: +86 (010) 5889 5395  
E-mail: [bjicom@bjicom.com](mailto:bjicom@bjicom.com)  
URL: <http://www.bjicom.com>

### Icom (Australia) Pty. Ltd.

Unit 1 / 103 Garden Road,  
Clayton, VIC 3168 Australia  
Phone: +61 (03) 9549 7500  
Fax: +61 (03) 9549 7505  
E-mail: [sales@icom.net.au](mailto:sales@icom.net.au)  
URL: <http://www.icom.net.au>

### Icom Spain S.L.

Ctra. Rubi, No. 88 "Edificio Can Castanyer"  
Bajos A 08174, Sant Cugat del Valles,  
Barcelona, Spain  
Phone: +34 (93) 590 26 70  
Fax: +34 (93) 589 04 46  
E-mail: [icom@icomspain.com](mailto:icom@icomspain.com)  
URL: <http://www.icomspain.com>

### Icom Polska

81-850 Sopot, ul. 3 Maja 54, Poland  
Phone: +48 (58) 550 7135  
Fax: +48 (58) 551 0484  
E-mail: [icompoliska@icompoliska.com.pl](mailto:icompoliska@icompoliska.com.pl)  
URL: <http://www.icompoliska.com.pl>